



A Study of Motorcycle Oils

Second Edition



Table of Contents

Overview	3
Purpose	4
Method	4
Scope	4
Review Candidates	5
Physical Properties, Performance Results and Prices	6
SAE Viscosity Grade (Initial Viscosity - SAE J300).....	6
Viscosity Index (ASTM D-2270).....	8
Viscosity Shear Stability (ASTM D-6278).....	9
High Temperature/High Shear Viscosity (HT/HS ASTM D-5481).....	11
Zinc Concentration (ppm, ICP).....	12
Wear Protection (4-Ball, ASTM D-4172).....	13
Gear Performance (FZG ASTM D-5182).....	14
Oxidation Stability (TFOUT ASTM D-4742).....	16
Volatility (Evaporation) (ASTM D-5800).....	17
Acid Neutralization and Engine Cleanliness (TBN ASTM D-2896).....	18
Foaming Tendency (ASTM D-892).....	19
Rust Protection (Humidity Cabinet ASTM D-1748).....	20
Pricing.....	21
Wet-Clutch Compatibility (JASO T 904:2006, limited review).....	22
Scoring and Summary of Results	23
Conclusion	25
Appendix A	26
Affidavit of Test Results.....	26
References.....	27

Editor's Note: At the time of its original printing in December 2005, the *A Study of Motorcycle Oils* white paper represented the most comprehensive study of motorcycle oils ever published. The document served to educate hundreds of thousands of readers on the complex dynamic of motorcycle oil and motorcycle operation. The paper revealed, through an exhaustive series of relevant industry tests, that the motorcycle oils available to consumers varied greatly in quality and in their ability to perform the functions of motorcycle lubrication.

This second edition printing maintains the same scientific approach and includes the same testing protocol. Additional oils were tested, and some of the original oils tested differently than they had initially, indicating formulation changes. It should be noted that the products appearing in this study were those formulations available in the marketplace at the time the testing was performed. AMSOIL recognizes that manufacturers change formulas from time to time, and some of the products in this report may have since been reformulated.

Overview

Motorcycles have long been used as a popular means of general transportation as well as for recreational use. There are nearly seven million registered motorcycles in the United States, with annual sales in excess of one million units. This trend is unlikely to change. As with any vehicle equipped with an internal combustion engine, proper lubrication is essential to insure performance and longevity. It is important to point out that not all internal combustion engines are similarly designed or exposed to the same types of operation. These variations in design and operation place different demands on engine oils. Specifically, the demands placed on motorcycle engine oils are more severe than those placed on automotive engine oils. Therefore, the performance requirements of motorcycle oils are more demanding as well.

Though the degree may be debatable, few will disagree that a difference exists between automotive and motorcycle applications. In which area these differences are and to what degree they alter lubrication requirements are not clear to most motorcycle operators. By comparing some basic equipment information, one can better understand the differences that exist.

The following comparison information offers a general synopsis of both automotive and motorcycle applications.

Vehicle	Equipment Type	Engine Cooling	Displacement	Lubricant Reservoir	Compression Ratio	Max. HP@ RPM	HP per C.I.
Honda Accord	Automotive	Water cooled	183 cu. in.	Single, engine only	10:1	240@6,250	1.3
Ford Explorer	Automotive SUV	Water cooled	281 cu. in.	Single, engine only	9.4:1	239@4,750	.85
Dodge Ram	L/D Truck	Water cooled	345 cu. in.	Single, engine only	9.6:1	345@5,400	.99
Chevrolet Corvette	Automotive Performance	Water cooled	366 cu. in.	Single, engine only	10.9:1	400@6,000	1.1
Honda CBR 1000 RR	Motorcycle Performance	Water cooled	61 cu. in.	Shared - engine & transmission	11.9:1	153@11,000	2.5
BMW R 1200 RT	Motorcycle Touring	Air & Oil cooled	71.4 cu. in.	Separate - engine & transmission	11.0:1	110@7,500	1.5
H/D Road King FLHRSI	Motorcycle Large Bore	Air cooled	88 cu. in.	Separate - engine & transmission	8.8:1	58@5,000	.66
Yamaha YZ450F	Motorcycle Motocross	Water cooled	27.1 cu. in.	Shared, engine & transmission	12.3:1	47.2@8,700	1.7

There are six primary differences between motorcycle and automotive engine applications:

- 1. Operational Speed** - Motorcycles tend to operate at engine speeds significantly higher than automobiles. This places additional stress on engine components, increasing the need for wear protection. It also subjects lubricating oils to higher loading and shear forces. Elevated operating RPMs also promote foaming, which can reduce an oil's load-carrying ability and accelerate oxidation.
- 2. Compression Ratios** - Motorcycles tend to operate with higher engine compression ratios than automobiles. Higher compression ratios place additional stress on engine components and increase engine operating temperatures. Higher demands are placed on the oil to reduce wear. Elevated operating temperatures also promote thermal degradation of the oil, reducing its life expectancy and increasing the formation of internal engine deposits.
- 3. Horsepower/ Displacement Density** - Motorcycle engines produce nearly twice the horsepower per cubic inch of displacement of automobile engines. This exposes the lubricating oil to higher temperatures and stress.

4. Variable Engine Cooling - In general, automotive applications use a sophisticated water-cooling system to control engine operating temperature. Similar systems can be found in motorcycle applications, but other designs also exist. Many motorcycles are air-cooled or use a combination air/oil design. Though effective, they result in greater fluctuations in operating temperatures, particularly when motorcycles are operated in stop-and-go traffic. Elevated operating temperature promotes oxidation and causes oils to thin, reducing their load carrying ability.

5. Multiple Lubrication Functionality - In automotive applications, engine oils are required to lubricate only the engine. Other automotive assemblies, such as transmissions, have separate fluid reservoirs that contain a lubricant designed specifically for that component. The requirements of that fluid differ significantly from those of automotive engine oil. Many motorcycles have a common sump supplying oil to both the engine and transmission. In such cases, the oil is required to meet the needs of both the engine and the transmission gears. Many motorcycles also incorporate a frictional clutch within the transmission that uses the same oil.

6. Inactivity - Motorcycles are typically used less frequently than automobiles. Whereas automobiles are used on a daily basis, motorcycle use is usually periodic and in many cases seasonal. These extended periods of inactivity place additional stress on motorcycle oils. In these circumstances, rust and acid corrosion protection are of critical concern.

It is apparent that motorcycle applications place a different set of requirements on lubricating oils. Motorcycle oils, therefore, must be formulated to address this unique set of high stress conditions.

Purpose

The purpose of this paper is to provide information regarding motorcycle applications, their lubrication needs and typical lubricants available to the end user. It is intended to assist the end user in making an educated decision as to the lubricant most suitable for his or her motorcycle application.

Method

The testing used to evaluate the lubricants was done in accordance with American Society for Testing and Materials (ASTM) procedures. Testing was finalized in May 2009. Test methodology has been indicated for all data points, allowing for duplication and verification by any analytical laboratory capable of conducting the ASTM tests. A notarized affidavit certifying compliance with ASTM methodology and the accuracy of the test results is included in the appendix of this document. Five different laboratories were used in the generation of data listed within this document. In all cases blind samples were submitted to reduce the potential of bias.

Scope

This document reviews the physical properties and performance of a number of generally available motorcycle oils. Those areas of review are:

1. An oil's ability to meet the required viscosity grade of an application.
2. An oil's ability to maintain a constant viscosity when exposed to changes in temperature.
3. An oil's ability to retain its viscosity during use.
4. An oil's ability to resist shearing forces and maintain its viscosity at elevated temperatures.
5. An oil's zinc content.
6. An oil's ability to minimize general wear.
7. An oil's ability to minimize gear wear.
8. An oil's ability to minimize deterioration when exposed to elevated temperatures.
9. An oil's ability to resist volatilization when exposed to elevated temperatures.
10. An oil's ability to maintain engine cleanliness and control acid corrosion.
11. An oil's ability to resist foaming.
12. An oil's ability to control rust corrosion.

Individual results have been listed for each category. The results were then combined to provide an overall picture of the ability of each oil to address the many demands required of motorcycle oils.

Review Candidates

Two groups of candidate oils were tested, SAE 40 grade oils and SAE 50 grade oils. The oils tested are recommended specifically for motorcycle applications by their manufacturers.

SAE 40 Group

Brand	Viscosity Grade	Base	Batch Number
AMSOIL MCF	10W-40	Synthetic	11631 231
Bel-Ray EXS Super Bike	0W-40	Synthetic	AF 25940607
Castrol Power RS R4 4T	5W-40	Synthetic	14/02/28/C7011996
Honda HP4	10W-40	Syn / Petro Blend	7KJA0001
Lucas High Performance	10W-40	Syn / Petro Blend	None indicated on container
Maxima Maxum 4 Ultra	5W-40	Synthetic	1608
Mobil 1 Racing 4T	10W-40	Synthetic	X10C8 4967
Motul 300V Factory Line	10W-40	Synthetic	04611/03235M1
Pennzoil Motorcycle Oil	10W-40	Petroleum	HLPA418968/04237 21:00
Pure (Polaris) Victory	20W-40	Syn / Petro Blend	LT7 2 239
Royal Purple Max-Cycle	10W-40	Synthetic	ICPMO4701
Spectro, Platinum SX4	10W-40	Synthetic	16290
Suzuki, 4-Cycle Syn Racing	10W-40	Synthetic	HLPA358224/01106/03:47
Torco T-4SR	10W-40	Synthetic	PSPAG-L96296
Valvoline 4-Stroke	10W-40	Petroleum	0148C2

SAE 50 Group

Brand	Viscosity Grade	Base	Batch Number
AMSOIL MCV	20W-50	Synthetic	11678 253
Bel-Ray V-Twin	10W-50	Synthetic	AF22311106
BMW Super Synthetic	15W-50	Synthetic	17233
Castrol V-Twin	20W-50	Syn / Petro Blend	19/05/06 6003206
Harley Davidson HD 360	20W-50	Petroleum	0932C0798 1242
Harley Davidson SYN 3	20W-50	Synthetic	0021000248
Honda HP4	20W-50	Syn / Petro Blend	7IJA0001
Lucas High Performance	20W-50	Synthetic	None indicated on container
Maxima Maxum 4 Ultra	5W-50	Synthetic	28107
Mobil 1 V-Twin	20W-50	Synthetic	X04D8 4967
Motul 7100 Ester	20W-50	Synthetic	02610/A/83243
Pennzoil Motorcycle	20W-50	Petroleum	HLPA429090/07237 23:15
Royal Purple Max-Cycle	20W-50	Synthetic	ICPJ25705
Spectro, Platinum HD	20W-50	Synthetic	16785
Suzuki 4-Cycle V-Twin	20W-50	Syn / Petro Blend	HLPA351478/01096/10:34
Torco V-Series SS	20W-50	Synthetic	L90974 LRU1G SA
Valvoline 4-Stroke	20W-50	Petroleum	B268C2

Physical Properties, Performance Results and Prices

SAE Viscosity Grade (Initial Viscosity - SAE J300)

A lubricant is required to perform a variety of tasks. Foremost is the minimization of wear. An oil's first line of defense is its viscosity (thickness). Lubricating oils are by nature non-compressible and when placed between two moving components will keep the components from contacting each other. With no direct contact between surfaces, wear is eliminated. Though non-compressible, there is a point at which the oil film separating the two components is insufficient and contact occurs. The point at which this occurs is a function of an oil's viscosity. Generally speaking, the more viscous or thicker an oil, the greater the load it will carry. Common sense would suggest use of the most viscous (thickest) oil. However, high viscosity also presents disadvantages. Thicker oils are more difficult to circulate, especially when an engine is cold, and wear protection may be sacrificed, particularly at start-up. Thicker oils also require more energy to circulate, which negatively affects engine performance and fuel economy. Furthermore, the higher internal resistance of thicker oils tends to increase the operating temperature of the engine. There is no advantage to using an oil that has a greater viscosity than that recommended by the equipment manufacturer. An oil too light, however, may not possess sufficient load carrying ability to meet the requirements of the equipment.

From a consumer standpoint, fluid viscometrics can be confusing. To ease selection, the Society of Automotive Engineers (SAE) has developed a grading system based on an oil's viscosity at specific temperatures. Grading numbers have been assigned to ranges of viscosity. The equipment manufacturer determines the most appropriate viscosity for an application and indicates for the consumer which SAE grade is most suitable for a particular piece of equipment. Note that the SAE grading system allows for the review of an oil's viscosity at both low and high temperatures. As motorcycle applications rarely contend with low temperature operation, that area of viscosity is not relevant to this discussion.

The following chart identifies the viscosities of the oils before use. The purpose of testing initial viscosity is to ensure that the SAE grade indicated by the oil manufacturer is representative of the actual SAE grade of the oil, and that it is therefore appropriate for applications requiring such a fluid. The results were obtained using American Society for Testing and Materials (ASTM) test methodology D-445. The fluid test temperature was 100° C and results are reported in centistokes. Using SAE J300 standards, the SAE viscosity grades and grade ranges for each oil were determined and are listed below.

SAE 40 Group

Brand	Indicated Viscosity Grade	Measured Viscosity @ 100° C cSt	SAE Viscosity Range for 40 Grade	Within Grade
AMSOIL MCF	10W-40	14.45	12.5 to <16.3	Yes
Bel-Ray EXS Super Bike	0W-40	14.13		Yes
Castrol Power RS R4 4T	5W-40	12.95		Yes
Honda HP4	10W-40	13.75		Yes
Lucas High Performance	10W-40	13.56		Yes
Maxima Maxum 4 Ultra	5W-40	12.67		Yes
Mobil 1 Racing 4T	10W-40	13.98		Yes
Motul 300V Factory Line	10W-40	13.03		Yes
Pennzoil Motorcycle Oil	10W-40	15.24		Yes
Pure (Polaris) Victory	20W-40	14.60		Yes
Royal Purple Max-Cycle	10W-40	13.51		Yes
Spectro, Platinum SX4	10W-40	14.61		Yes
Suzuki, 4-Cycle Syn Racing	10W-40	14.72		Yes
Torco T-4SR	10W-40	15.60		Yes
Valvoline 4-Stroke	10W-40	15.22	Yes	

SAE 50 Group

Brand	Indicated Viscosity Grade	Measured Viscosity @ 100° C cSt	SAE Viscosity Range for 50 Grade	Within Grade
AMSOIL MCV	20W-50	20.56	16.3 to < 21.9	Yes
Bel-Ray V-Twin	10W-50	16.95		Yes
BMW Super Synthetic	15W-50	17.88		Yes
Castrol V-Twin	20W-50	18.49		Yes
Harley Davidson HD 360	20W-50	20.50		Yes
Harley Davidson SYN 3	20W-50	20.38		Yes
Honda HP4	20W-50	17.58		Yes
Lucas High Performance	20W-50	17.75		Yes
Maxima Maxum 4 Ultra	5W-50	15.69		No
Mobil 1 V-Twin	20W-50	21.04		Yes
Motul 7100 Ester	20W-50	17.94		Yes
Pennzoil Motorcycle	20W-50	20.69		Yes
Royal Purple Max-Cycle	20W-50	20.09		Yes
Spectro, Platinum HD	20W-50	19.26		Yes
Suzuki 4-Cycle V-Twin	20W-50	19.82		Yes
Torco V-Series SS	20W-50	21.05		Yes
Valvoline 4-Stroke	20W-50	18.18		Yes

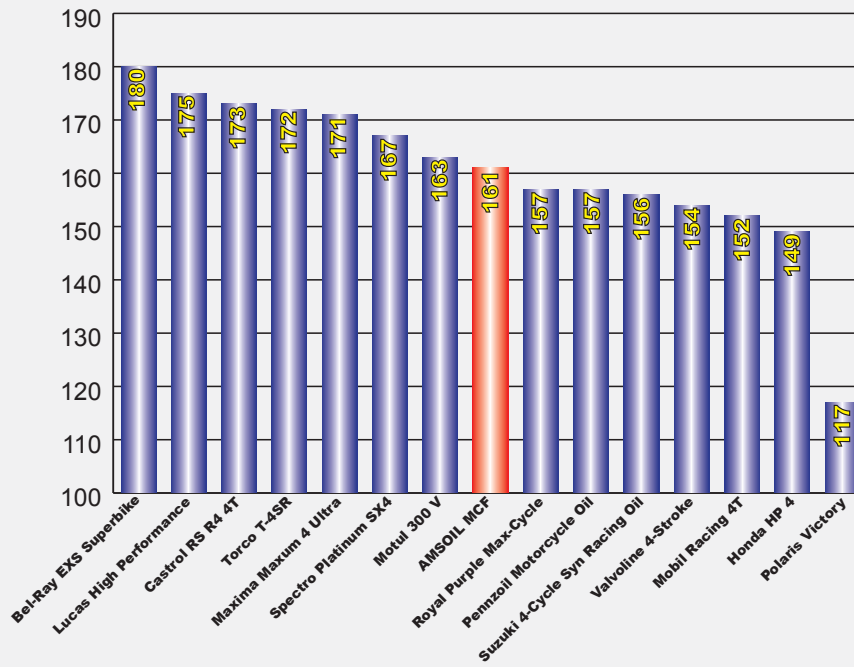
The results show that all of the oils tested except Maxima Maxum 4 Ultra 5W-50 have initial viscosities consistent with their indicated SAE viscosity grades. Those oils consistent with their indicated SAE viscosity grades are appropriate for use in applications recommending these grades/viscosities.

Viscosity Index (ASTM D-2270)

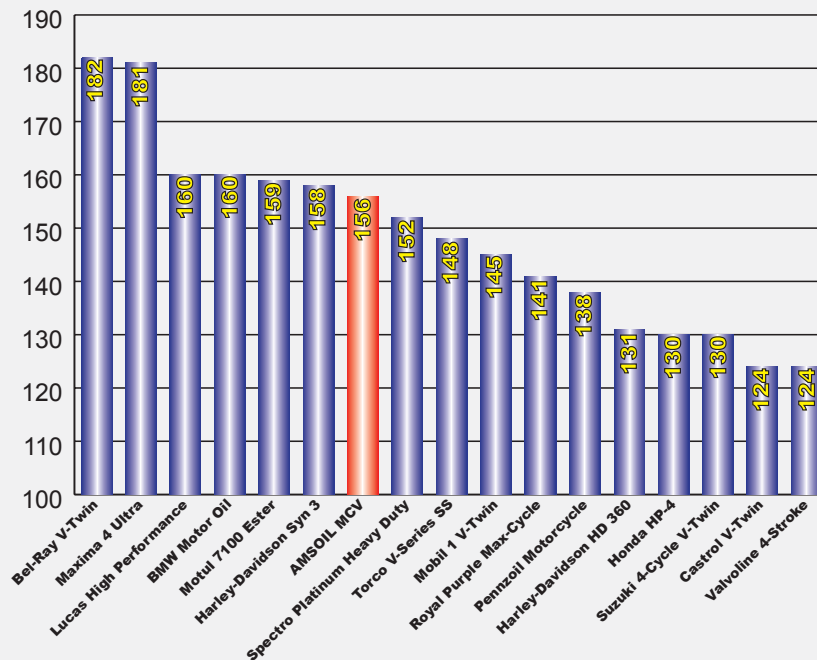
The viscosity (thickness) of an oil is affected by temperature changes during use. As the oil's temperature increases, its viscosity will decrease. The degree of change that occurs with temperature is determined by using ASTM test methodology D-2270. Referred to as the oil's Viscosity Index, the methodology compares the viscosity change that occurs between 100° C (212° F) and 40° C (104° F). The higher the viscosity index, the less the oil's viscosity changes with changes in temperature. While a greater viscosity index number is desirable, it does not represent that oil's high temperature viscosity or its load carrying ability. Shearing forces within the engine, and particularly the transmission, can significantly reduce an oil's viscosity. Therefore, oils with a lower viscosity index but higher shear stability can, in fact, have a higher viscosity at operating temperature than one with a higher viscosity index and lower shear stability.

Ambient temperatures can also effect an oil's viscosity. Oil thickens as outside temperatures decrease, leading to pumpability and circulation concerns. Oils with high viscosity indices function better over a broader temperature range than those with lower numbers. This is important if equipment is used year round in colder climates.

Results - Viscosity Index, SAE 40 Group



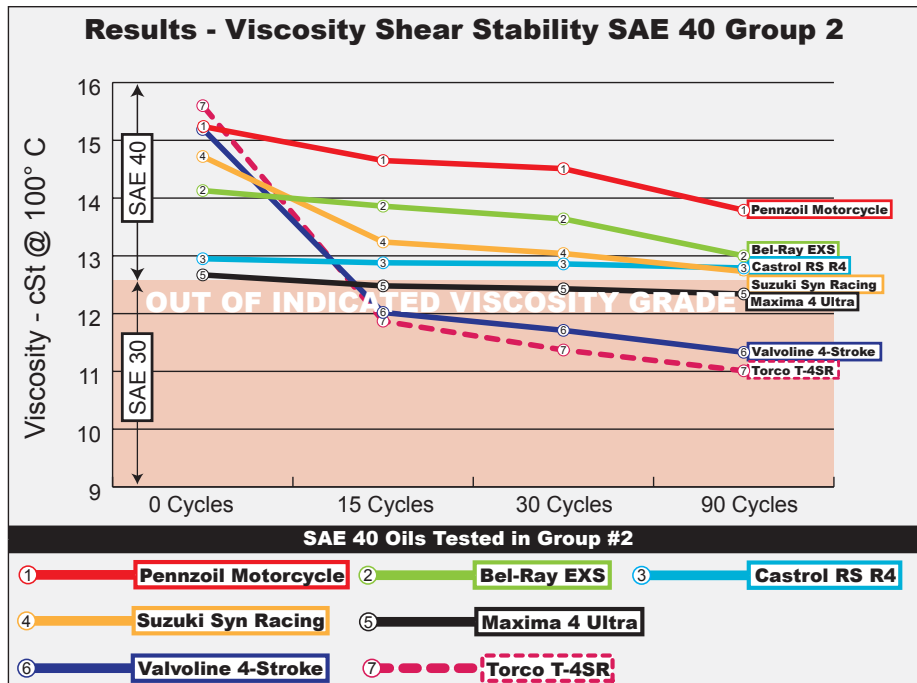
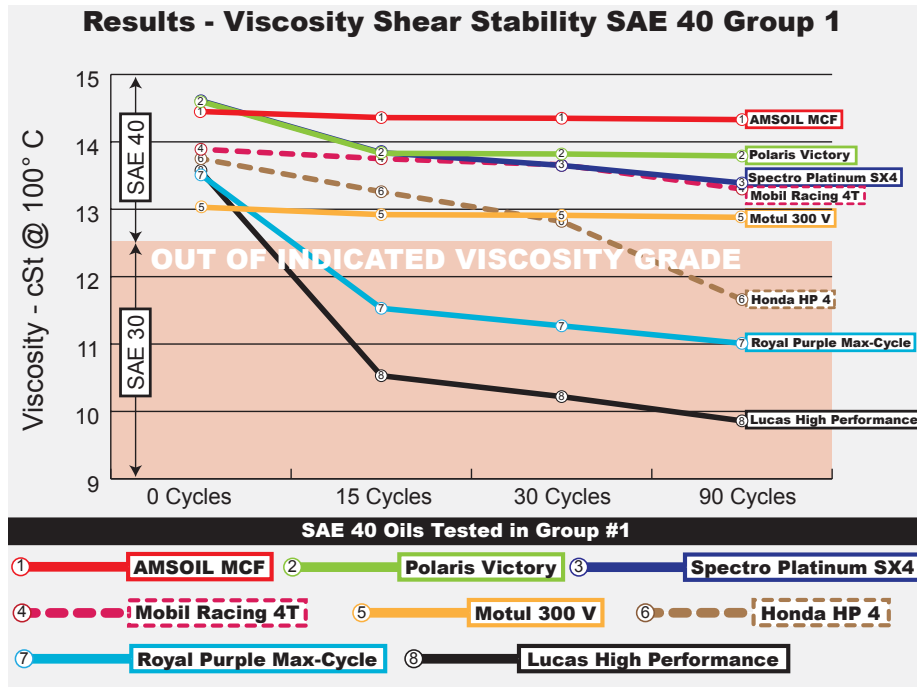
Results - Viscosity Index, SAE 50 Group




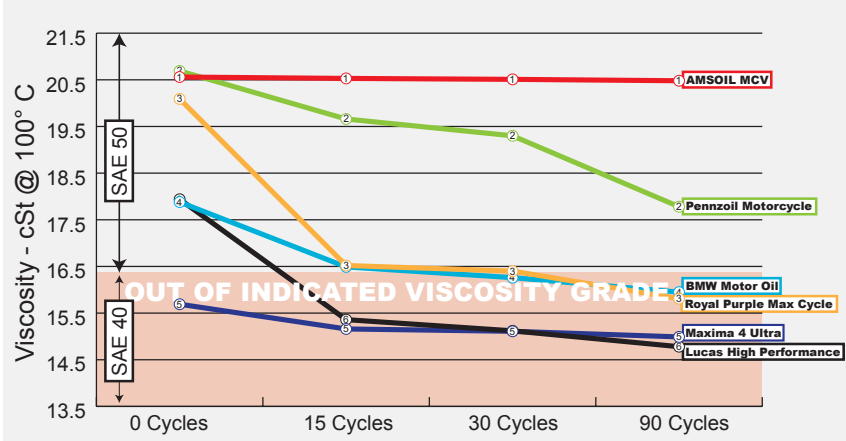
Viscosity Shear Stability (ASTM D-6278)

An oil's viscosity can be affected through normal use. Mechanical activity creates shearing forces that can cause an oil to thin out, reducing its load carrying ability. Engines operating at high RPMs and those that share a common oil sump with the transmission are particularly subject to high shear rates. Gear sets found in the transmissions are the leading cause of shear-induced viscosity loss in motorcycle applications.

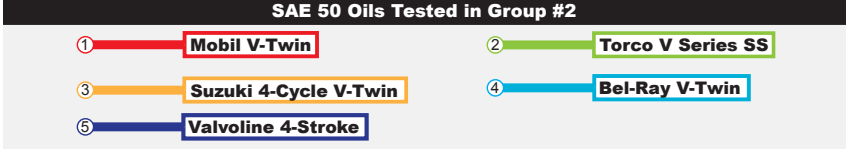
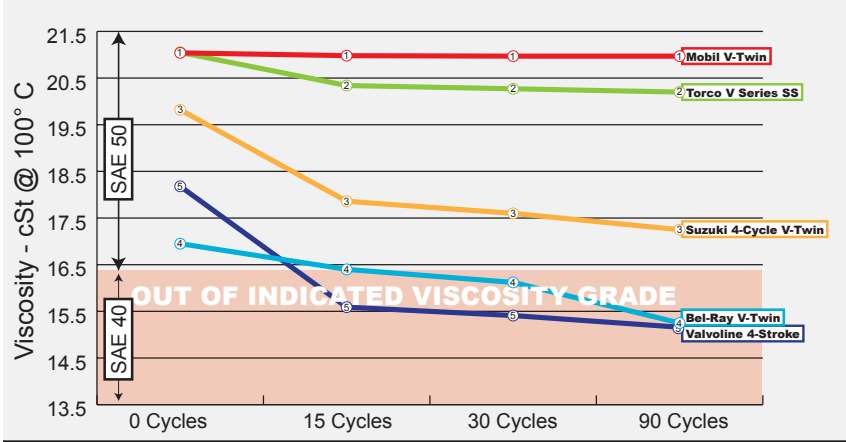
The ASTM D-6278 test methodology is used to determine oil shear stability. First an oil's initial viscosity is determined. The oil is then subjected to shearing forces using a test apparatus outlined in the methodology. Viscosity measurements are taken at the end of 15, 30 and 90 cycles and compared to the oil's initial viscosity. The oils that perform well are those that show little or no viscosity change. Oils demonstrating a significant loss in viscosity would be subject to concern. The flatter the line on the charts below, the greater the shear stability of the oil. Each SAE grade was split into two or more groups to make the charts easier to reference.




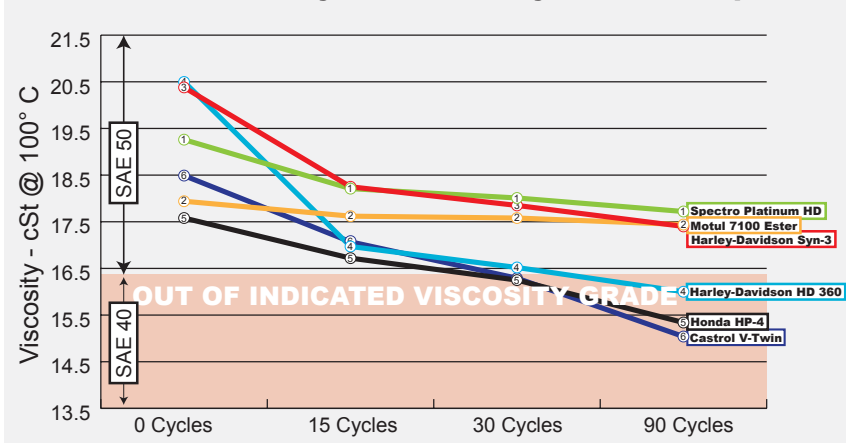
Results - Viscosity Shear Stability SAE 50 Group 1



Results - Viscosity Shear Stability SAE 50 Group 2



Results - Viscosity Shear Stability SAE 50 Group 3



The results point out significant differences between oils and their ability to retain their viscosity. Within the SAE 40 group, 40% of the oils dropped one viscosity grade to an SAE 30. Within the SAE 50 group, 53% dropped one grade to an SAE 40. Many of the oils losing a viscosity grade did so quickly, within the initial 15 cycles of shearing.

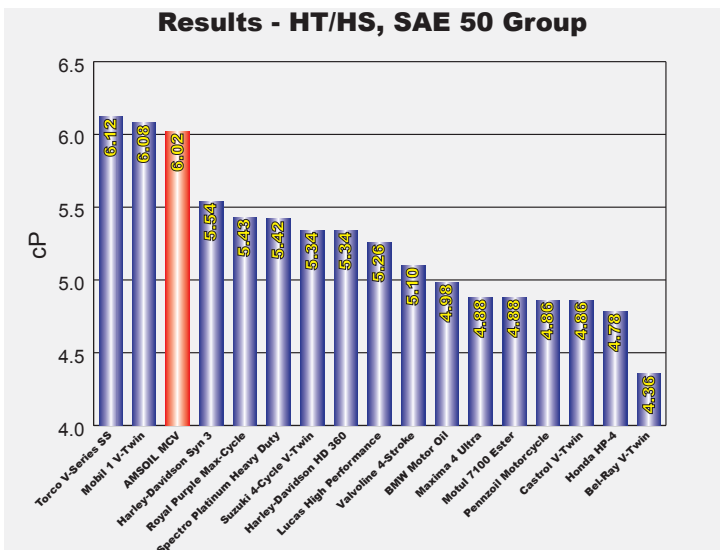
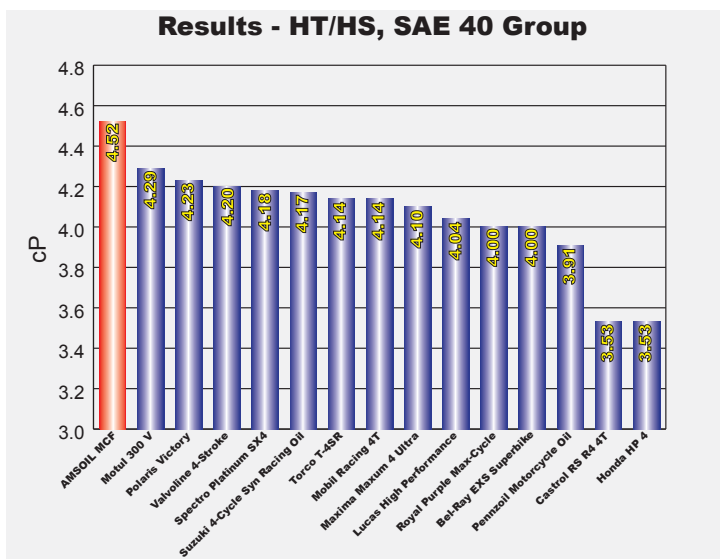
In order to meet motorcycle oil standards JASO T903:2006 and ISO 24254:2007, SAE 40 oils must not shear below 12 cSt in 30 cycles and SAE 50 oils must not shear below 15 cSt in 30 cycles. In the test, no SAE 50 oils fell below 15 cSt at 30 cycles. Maxima 4 Ultra and Lucas High Performance, however, fell below the 15 cSt limit prior to 90 cycles. In the SAE 40 group, Royal Purple Max-Cycle, Lucas High Performance, Torco T-4SR and Valvoline 4-Stroke fell below the 12 cSt limit in 30 cycles, while Honda HP4 fell below the limit in 90 cycles.

The importance of shear stability cannot be overstated. This same test is used to evaluate heavy duty diesel engine oils subjected to service intervals as high as 50,000 miles in Class 8 trucks.

It should be noted that no correlation exists between the viscosity index of an oil and its ability to minimize shear. In the SAE 40 group, for example, the Lucas High Performance had the second-highest viscosity index, yet performed the worst when it came to viscosity retention in the face of shearing forces. The AMSOIL MCF, on the other hand, had a significantly lower viscosity index, yet placed first in the area of viscosity retention.

High Temperature/High Shear Viscosity (HT/HS ASTM D-5481)

Shear stability and good high temperature viscosity are critical in motorcycle applications. How these two areas in combination affect the oil is measured using ASTM test methodology D-5481. The test measures an oil's viscosity at high temperature under shearing forces. Shear stable oils that are able to maintain high viscosity at high temperatures perform well in the High Temperature/High Shear Test. The test is revealing as it combines viscosity, shear stability and viscosity index. It is important because bearings require the greatest level of protection during high temperature operation. Test results are indicated in centipoises (cP), which are units of viscosity. The higher the test result, the greater the level of viscosity protection offered by the oil.

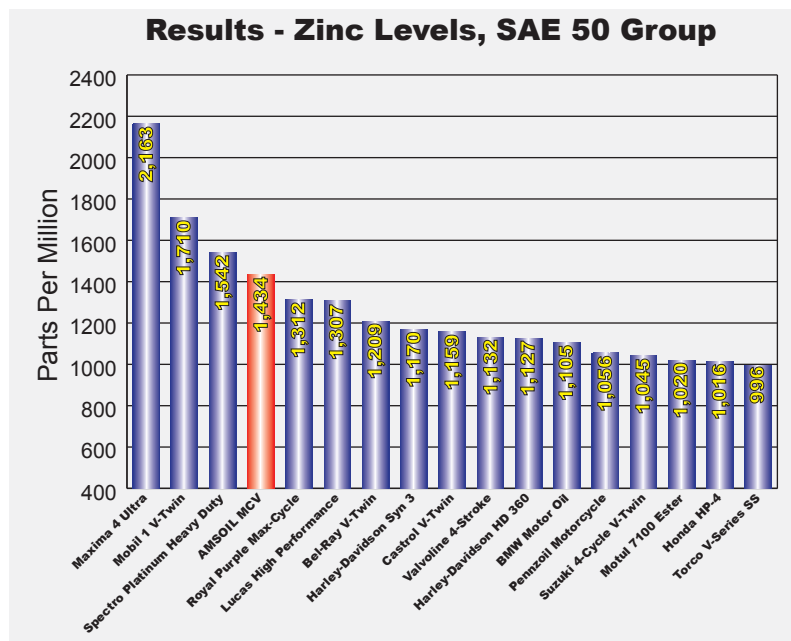
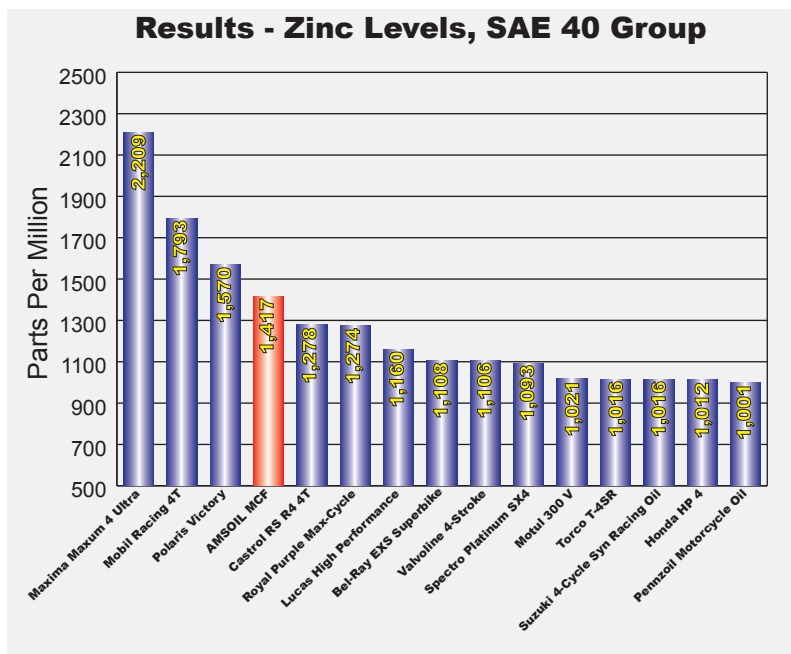


Zinc Concentration (ppm, ICP)

Though viscosity is critical in terms of wear protection, it does have limitations. Component loading can exceed the load carrying ability of the oil. When that occurs, partial or full contact results between components and wear will occur. Chemical additives are added to the oil as the last line of defense to control wear in these conditions. These additives have an attraction to metal surfaces and create a sacrificial coating on engine parts. If contact occurs the additive coating takes the abuse to minimize component wear. The most common additive used in internal combustion engine oils is zinc dithiophosphate (ZDP). A simple way of reviewing ZDP levels within an oil is to measure the zinc content. It should be noted that ZDP defines a group of zinc-containing compounds that vary in composition, quality and performance. Quantity of zinc content alone does not indicate its performance. Therefore, it cannot be assumed that oils with higher concentrations of zinc provide better wear protection. Additional testing must be reviewed to determine an oil's actual ability to prevent wear. The wear testing further in this document reflects the general lack of correlation between zinc levels and wear protection. Due to this lack of correlation, zinc levels are not included in the scoring and summary of results contained in the review.

The tables below show the levels of zinc present in each of the oils. Results were determined using an inductively coupled plasma (ICP) machine and are reported in parts per million.

Zinc levels varied widely in both the SAE 40 and 50 groups, ranging from as low as 996 ppm to as high as 2,209 ppm.

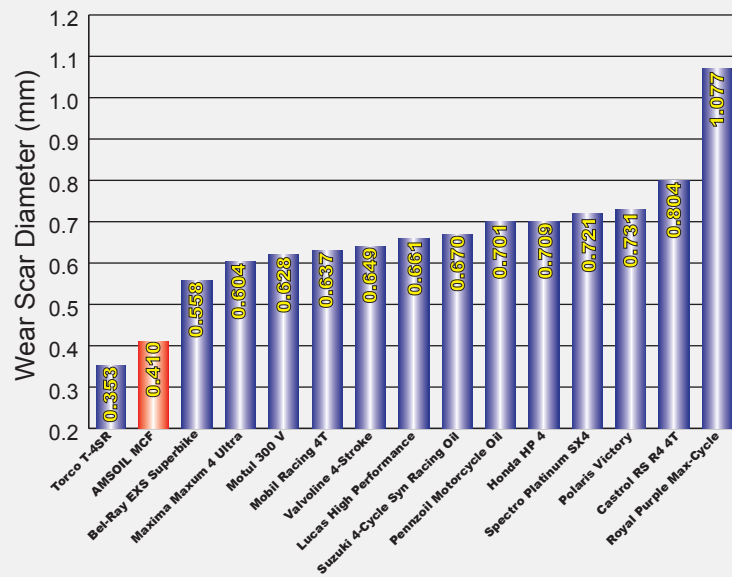


Wear Protection (4-Ball, ASTM D-4172)

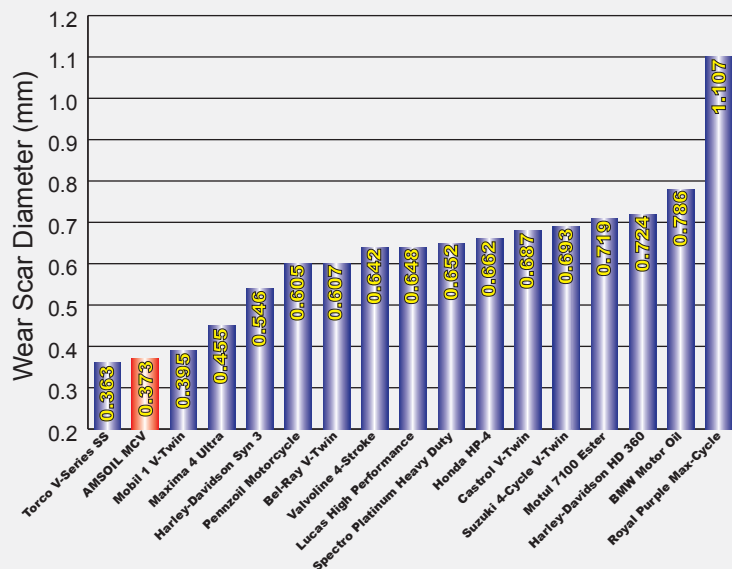
The ASTM D-4172 4-Ball Wear Test is a good measure of an oil's ability to minimize wear in case of metal-to-metal contact. The test consists of a steel ball that sits atop three identical balls that have been placed in a triangular pattern and restrained from moving. All four balls are immersed in the test oil, which is heated and maintained at a constant temperature. The upper ball is then rotated and forced onto the lower three balls with a load measured in kilogram-force (kgf). After a one-hour period of constant load, speed and temperature, the lower three balls are inspected at the point of contact. Any wear will appear as a single scar on each of the lower balls. The diameter of the scar is measured on each of the lower balls and the results are reported as the average of the three scars, expressed in millimeters. The lower the average scar diameter, the better the anti-wear properties of the oil. In this case, the load, speed and temperature used for the test were 40 kg, 1800 RPMs and 150° C respectively.



Results - 4-Ball Wear Test, SAE 40 Group



Results - 4-Ball Wear Test, SAE 50 Group



Torco and AMSOIL motorcycle oils finished first and second respectively in both the SAE 40 and SAE 50 groups. Interestingly, Torco oils had among the lowest zinc levels of all oils tested, while the AMSOIL oils had zinc levels in the middle to upper range. Although the Maxima oils contained the highest levels of zinc, each placed fourth in its respective 4-Ball Wear Test. Royal Purple oils featured zinc levels similar to those of the AMSOIL oils. However, the wear scars were 2.6 to 2.8 times greater and they ranked last in each test.


The results strongly suggest that simply having high levels of zinc is not sufficient to effectively minimize wear.

Gear Performance (FZG ASTM D-5182)

Wear protection is provided by both the oil's viscosity and its chemical additives. The greatest need for both is in the motorcycle transmission gear set. High sliding pressures, shock loading and the shearing forces applied by the gears demand a great deal from a lubricant. Motorcycle applications present a unique situation because many motorcycle engines share a common lubrication sump with the transmission. The same oil lubricates both assemblies, yet engines place different demands on the oil than do transmissions. What may work well for one may not work well for the other. In an attempt to meet both needs, a lubricant's performance can be compromised in both areas.


To examine gear oil performance, the ASTM test methodology D-5182 (FZG) is used. In this test, two hardened steel spur gears are partially immersed in the oil to be tested. The oil is maintained at a constant 90° C and a predetermined load is placed on the pinion gear. The gears are then rotated at 1,450 RPM for 21,700 revolutions. Finally, the gears are inspected for scuffing (adhesive wear). If the total width of wear on the pinion gear teeth exceeds 20 mm, the test is ended. If less than 20 mm of wear is noted, additional load is placed on the pinion gear and the test is run for another 21,700 revolutions. Each time additional load is added, the test oil advances to a higher stage. The highest stage is 13. Results indicate the stage passed by each oil. Wear is reported for the stage at which the oil failed.

Results, Gear Wear Test, SAE 40 Group



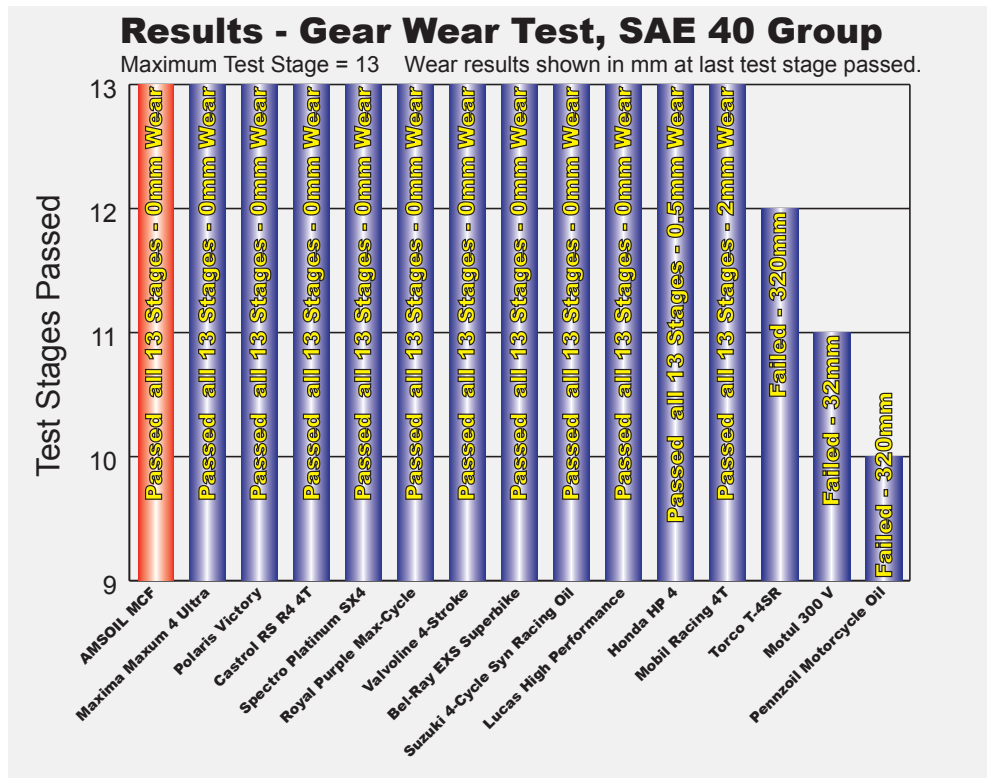
Original Machining marks

Pass Example:
AMSOIL MCF
Passed Stage 13,
Total Wear 0 mm




Wear Pattern

Failure Example:
Torco T-4SR
Passed Stage 12,
Failed Stage 13,
Total Wear in
Stage 13, 320 mm



Results, Gear Wear Test, SAE 50 Group



Pass Example:
AMSOIL MCV
Passed Stage 13,
Total Wear 0 mm

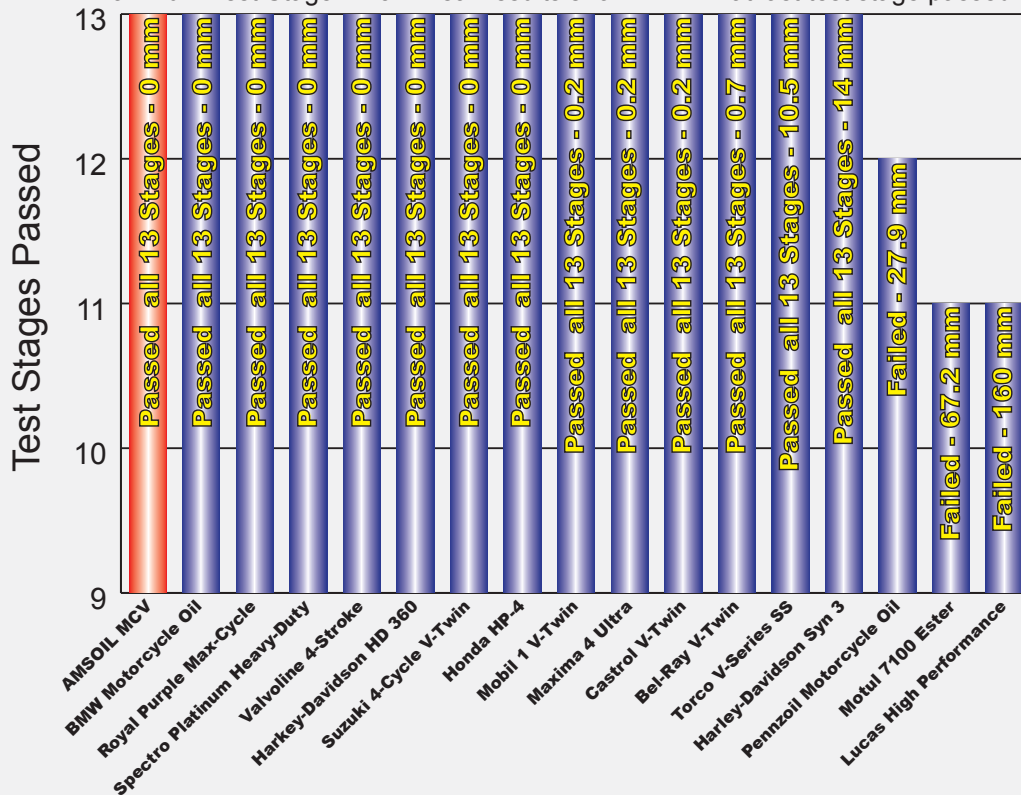
Wear Pattern



Failure Example:
Lucas High Performance
Passed Stage 11,
Failed Stage 12,
Total Wear in
Stage 12, 160 mm

Results - Gear Wear Test, SAE 50 Group

Maximum Test Stage = 13 - Wear results shown in mm at last test stage passed.



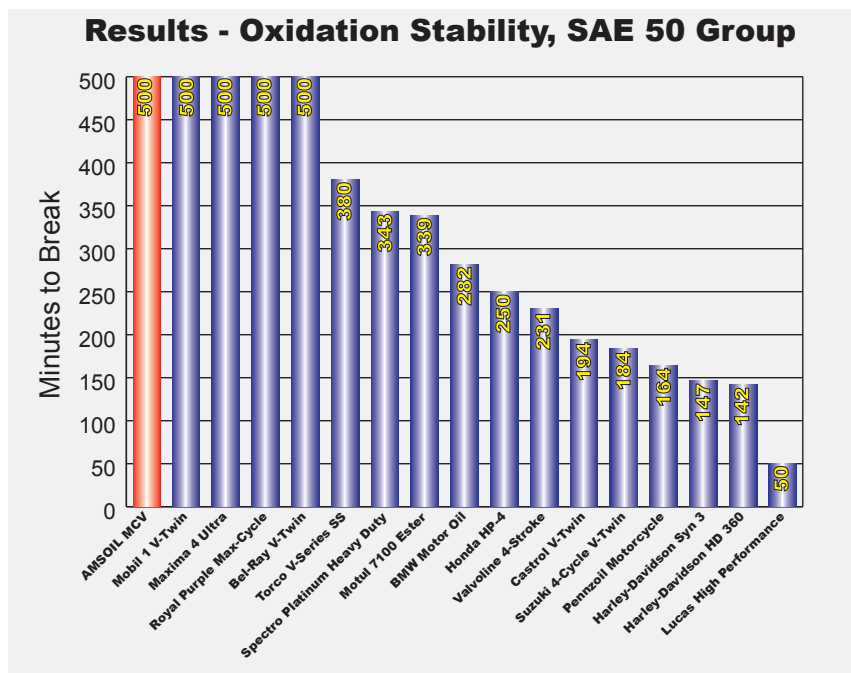
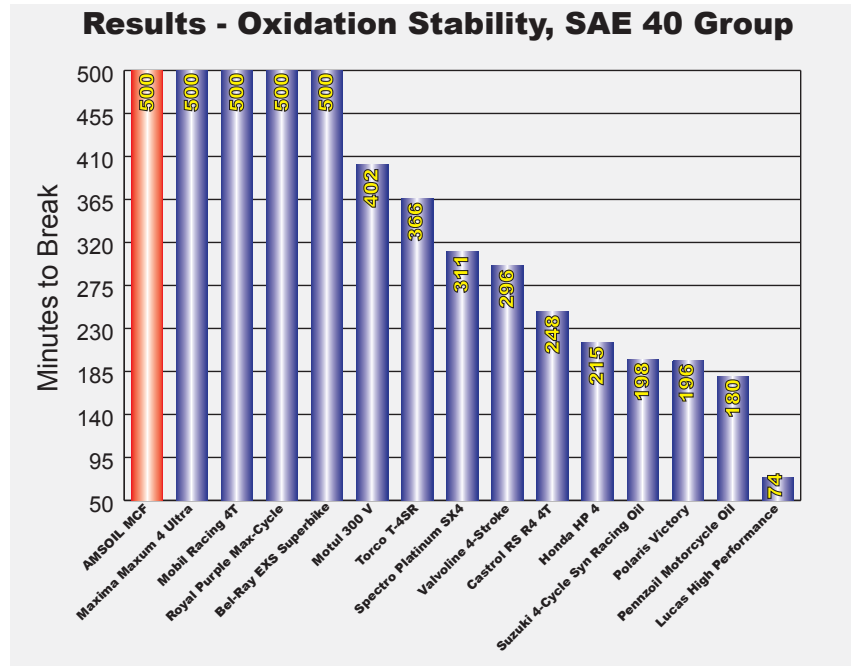
The test shows that 80% of the SAE 40 oils and 83% of the SAE 50 oils passed stage 13. Because FZG and 4-Ball Wear Tests measure wear protection differently and address different lubrication concerns within a motorcycle, it is important for oils to obtain high scores in both tests to ensure superior protection in a variety of motorcycle applications and conditions. Although the Torco T-4SR oil scored the best in the 4-Ball Wear Test, it failed stage 13 in the FZG Gear Wear Test.

AMSOIL motorcycle oils obtained consistently high marks in both the SAE 40 and SAE 50 4-Ball and FZG Gear Wear Tests.

Oxidation Stability (TFOUT ASTM D-4742)

Heat can destroy lubricants. High temperatures accelerate oxidation, which shortens the oil life and promotes carbon deposits. Oxidized lubricants can create and react with contaminants such as fuel and water to produce corrosive by-products. Oxidation stability is critical in air-cooled and high performance motorcycles.

ASTM test methodology D-4742 is used to determine an oil's ability to resist oxidation by exposing the oil to common conditions found in gasoline fueled engines. These conditions include the presence of fuel; metal catalysts such as iron, lead and copper; water; oxygen and heat. Typically, the initial rate of oxidation is slow and increases with time. At a certain point, the rate of oxidation will increase significantly. The length of time it takes to reach that level of rapid oxidation is measured in minutes. The maximum duration of the test is 500 minutes.

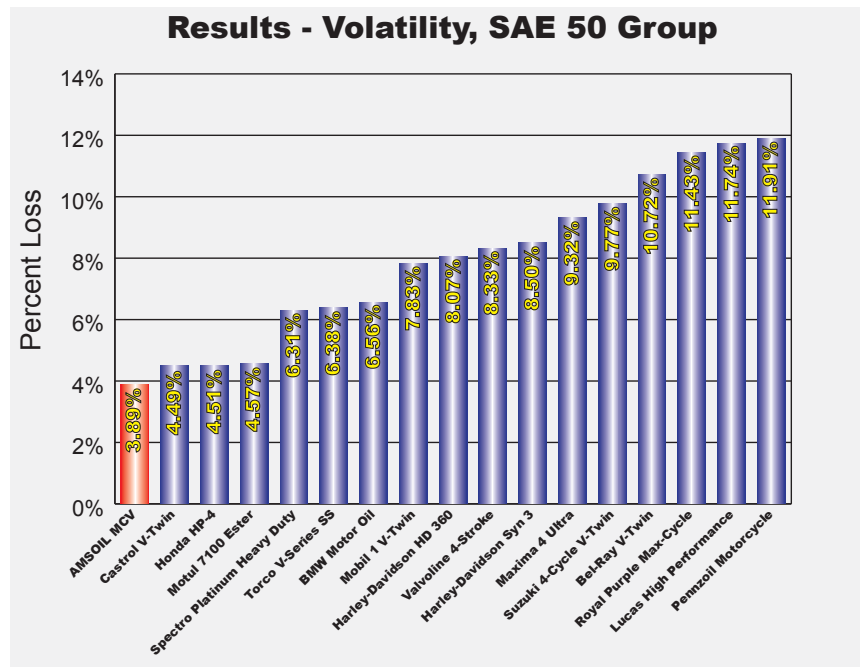
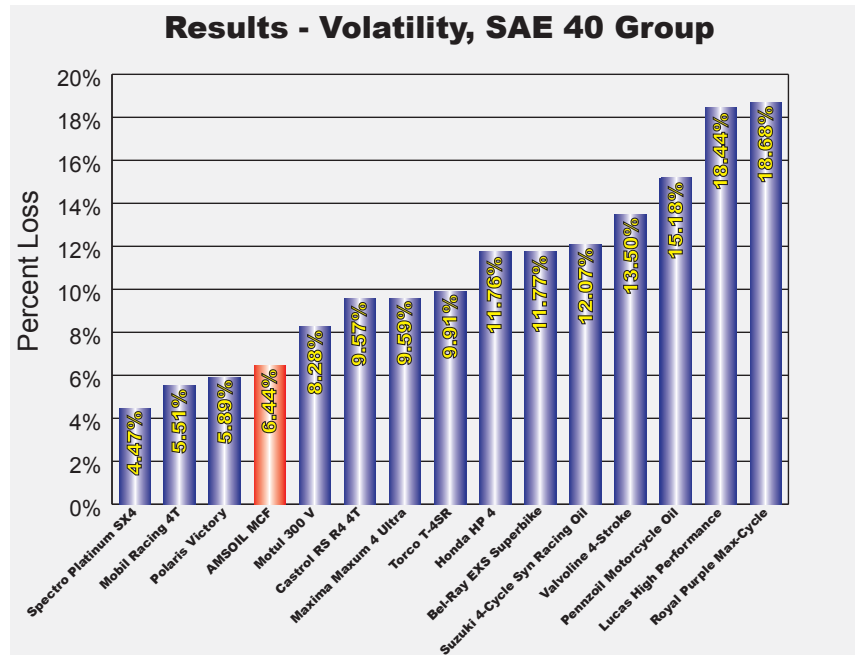


The test shows that only 33% of the SAE 40 group oils and 29% of the SAE 50 group oils achieved the maximum obtainable results of 500 minutes. The results of the remaining oils suggest a faster rate of degradation and shorter service life.

Volatility (Evaporation) (ASTM D-5800)

When oil is heated, lighter fractions in the oil volatilize (evaporate). This leads to increased oil consumption, emissions and viscosity increase. Higher operating temperatures produce greater volatility.

To determine an oil's resistance to volatility, ASTM test methodology D-5800 is used. In this test, a specific volume of oil is heated to a temperature of 250° C for a period of 60 minutes. Air is drawn through the container holding the oil sample, removing oil that has turned into vapor. At the end of the 60-minute period, the remaining oil volume is weighed and compared to the original weight of the sample. The difference is reported as the percentage of weight lost.

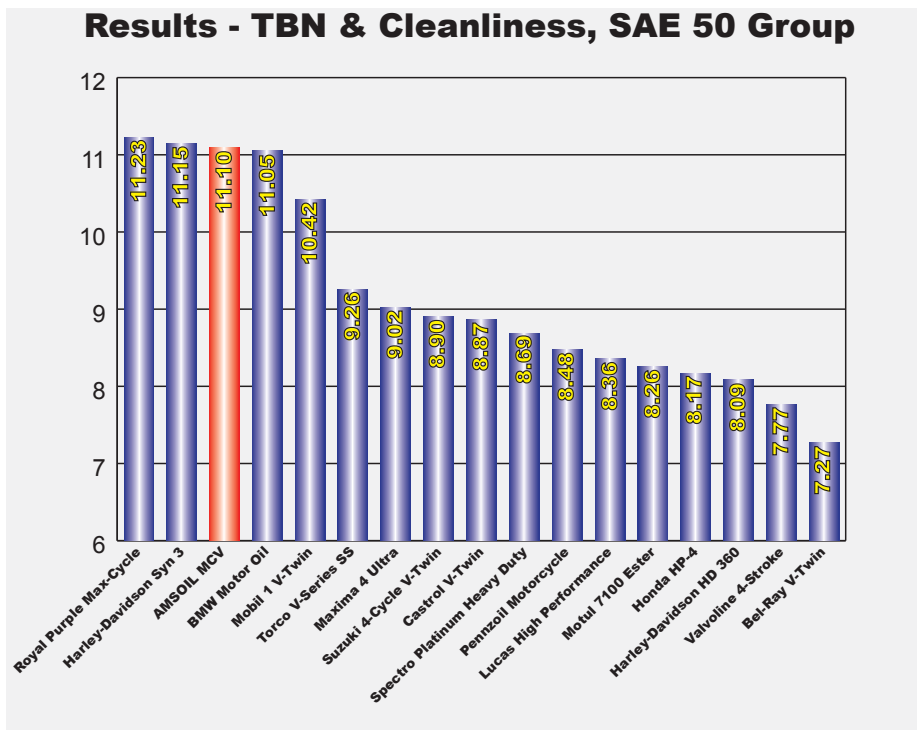
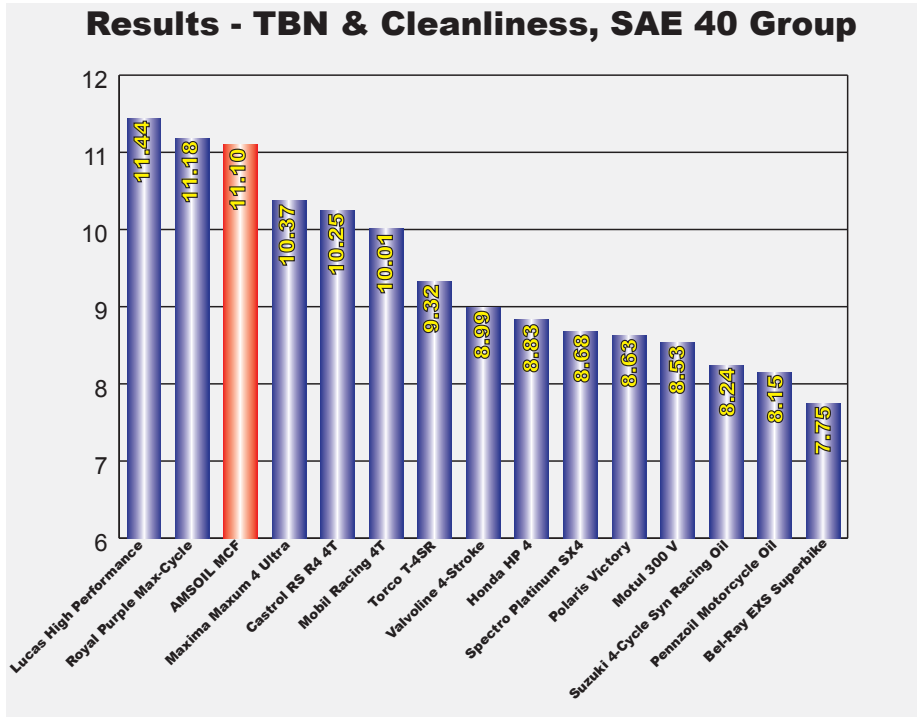


The results show a significant difference between those oils with low volatility and those with higher volatility. Low volatility is of particular benefit in hot running, air-cooled engines.

Acid Neutralization and Engine Cleanliness (TBN ASTM D-2896)

Motor oils are designed to neutralize acids and keep engines clean. Both tasks can be accomplished, in part, through the use of detergent additives, as they are alkaline in nature. Alkalinity is measured using ASTM D-2896. Reported as a Total Base Number (TBN), the test determines the amount of acid required to neutralize the oil's alkaline properties. The higher the result, the greater amount of acid the oil can withstand.

Detergent additives are sacrificial and are depleted as they neutralize acids. Therefore, oils with a higher TBN should provide benefits over a longer period of time.



Foaming Tendency (ASTM D-892)

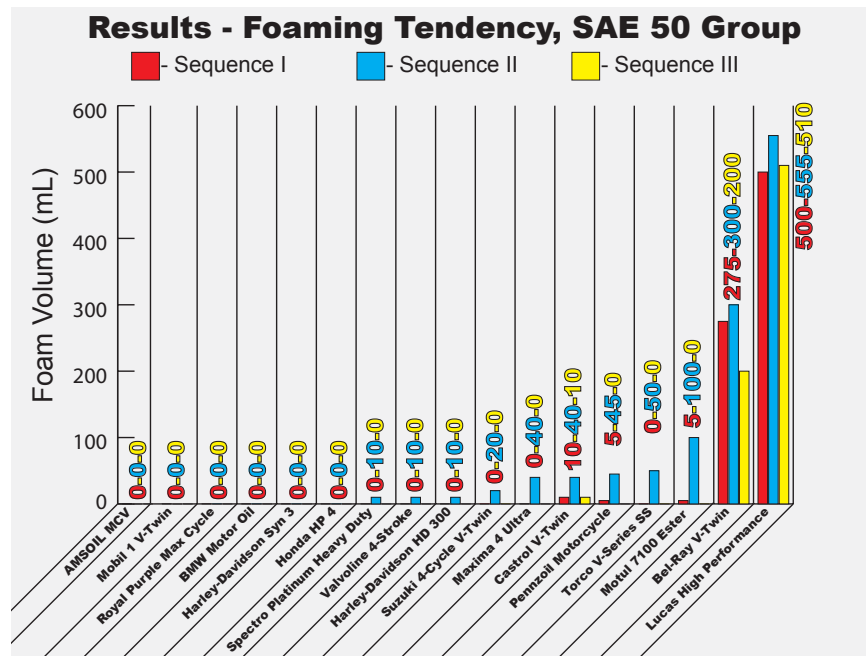
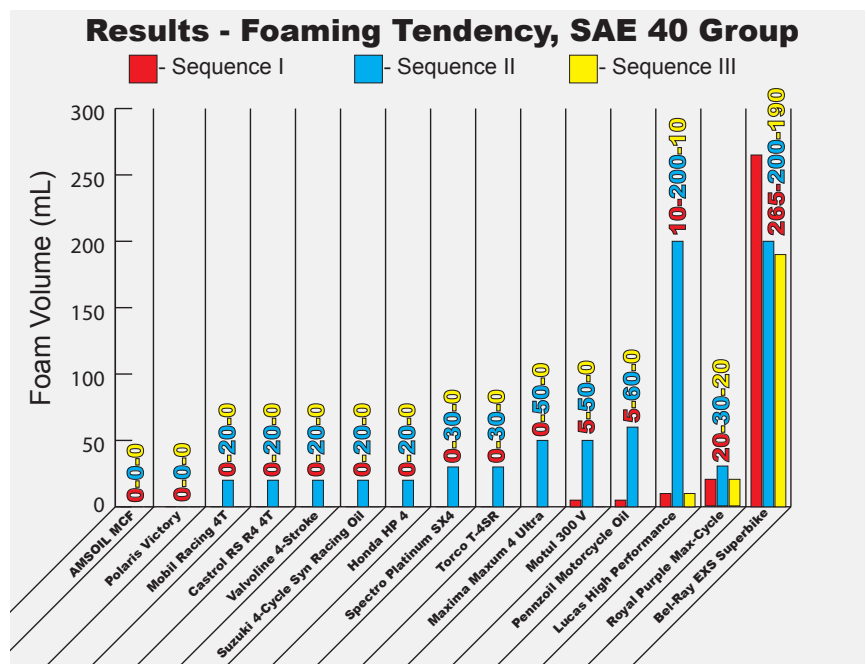

During engine and transmission operation, air is introduced into the lubricating oil, which may produce foam. In severe cases, foam can increase wear, operating temperatures and oxidation. Oil is non-compressible, but when air passes through loaded areas, the bubbles can collapse and allow the metal surfaces to contact each other. In addition, the oil has a larger surface area exposed to oxygen when air is trapped in the oil, which promotes increased oxidation.

Higher operating speeds and gear systems in motorcycles increase the need for good foam control. While oil cannot prevent the introduction of air, it can control foaming through the use of anti-foam additives.

To determine foaming characteristics, ASTM test methodology D-892 is used. The testing is divided into three individual sequences. In each sequence, air is bubbled through the oil for five minutes and the foam generated is measured in millimeters immediately following the test. At the end of the sequence, the oil is allowed to settle for 10 minutes and the remaining foam is measured again. Both results are reported. The temperature is altered for each sequence. Sequence I is conducted at 24° C, Sequence II at 93.5° C and Sequence III after allowing the oil to cool back to 24° C.

The results show the levels of foam present for each sequence immediately following the five-minute bubbling process. In the SAE 40 group, Pennzoil Motorcycle Oil, Lucas High Performance, Royal Purple Max-Cycle and Bel-Ray EXS Superbike failed to meet the foaming requirements of JASO T903:2006 and ISO 24254:2007, which specify a minimum standard of 10/50/10. In the SAE 50 group, Motul 7100 Ester, Bel-Ray V-Twin and Lucas High Performance failed to meet the standards.

Only AMSOIL had oils in both the SAE 40 and SAE 50 groups that exhibited zero mL foam after the five-minute bubbling process.



Rust Protection (Humidity Cabinet ASTM D-1748)

Rust protection is of particular importance in motorcycle applications. Motorcycles are typically not used every day and are often stored during the off-season. Condensation and moisture within the engine can cause rust. Rust is very abrasive and leaves pits in metal surfaces. Rust rapidly accelerates wear and can cause catastrophic failure. Roller bearings are especially sensitive to rust. Oil, however, has little or no natural ability to prevent rust. General engine oil additives may provide some degree of rust protection, but for superior anti-rust properties, rust inhibitors must be added.

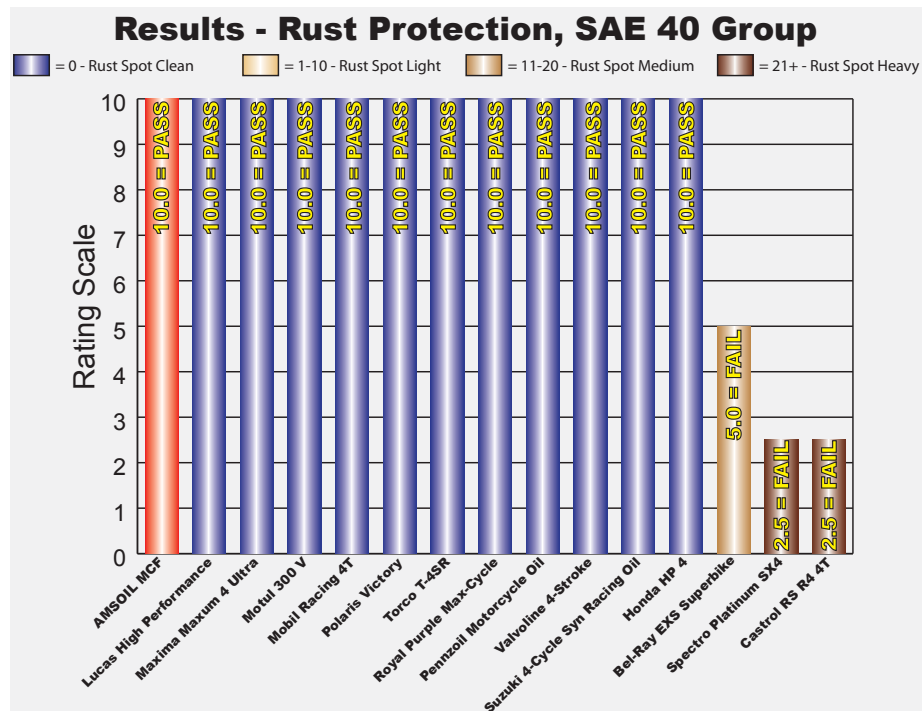
Rust protection is measured using the ASTM D-1748 humidity cabinet test. The procedure calls for metal coupons to be dipped in the test oil, then placed in a humidity cabinet for 24 hours at 48.9° C. After 24 hours, the coupons are removed and inspected for rust. Oils allowing no rust or no more than three rust spots less than or equal to 1 mm in diameter are determined to have passed. Oils allowing more than three rust spots or one rust spot greater than 1 mm in diameter are determined to have failed. The degree of failure has been divided into three additional categories: 1-10 spots, 11-20 spots and 21 or more spots.

Results, Rust Protection, SAE 40 Group

Pass Example: AMSOIL MCF



Fail Example: Castrol RS R4 4T



Results, Rust Protection, SAE 50 Group

Pass Example: AMSOIL MCV

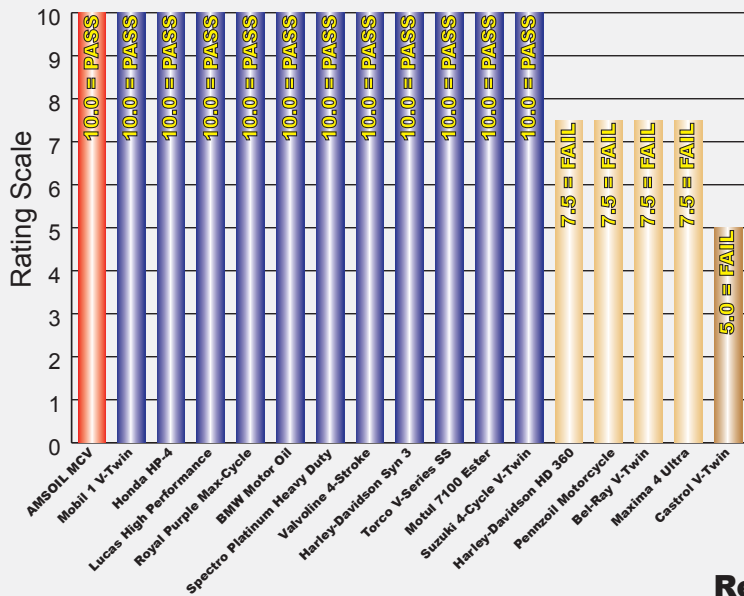


Fail Example: Castrol V-Twin

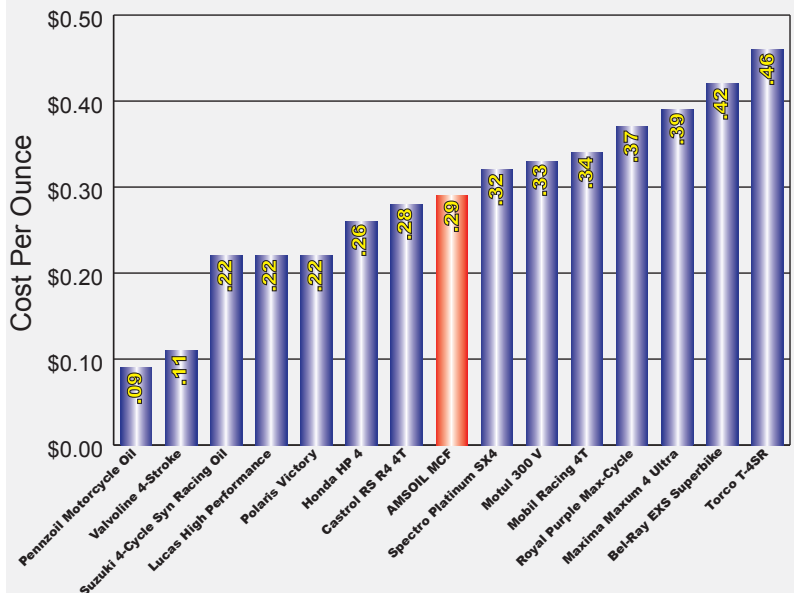


Results - Rust Protection, SAE 50 Group

■ = 0 - Rust Spot Clean
 ■ = 1-10 - Rust Spot Light
 ■ = 11-20 - Rust Spot Medium
 ■ = 21+ - Rust Spot Heavy

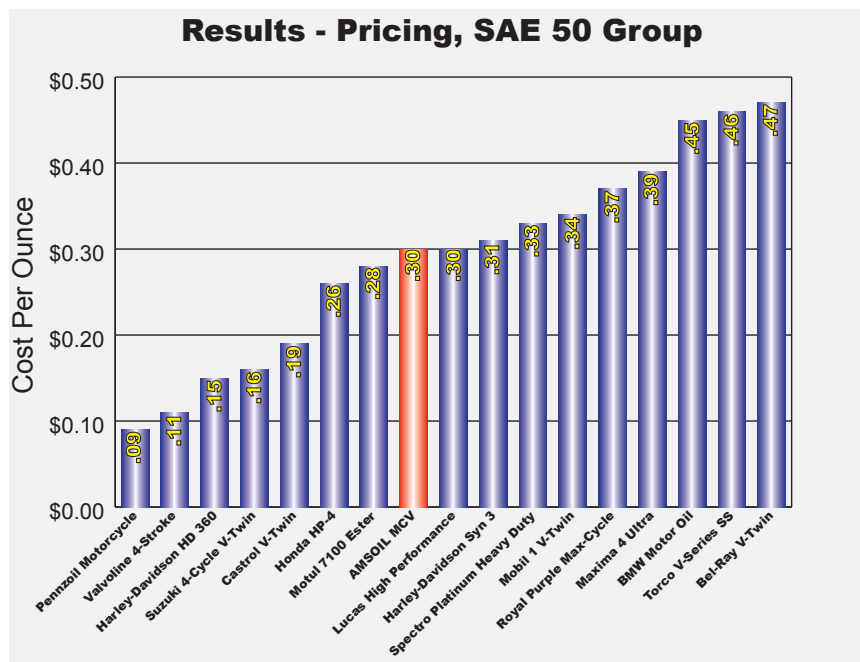


Results - Pricing, SAE 40 Group



Pricing

Performance is not all that is considered when making a motorcycle oil purchase. The consumer will wish to optimize the performance of the product as compared to the price. In this evaluation the price of the candidate oils were compared on a cost per ounce basis, equalizing the differences between quart and liter volumes. Prices are based on the actual cost paid for the product when purchased in case lots.



Although the initial price of a product is a primary concern, it does not reflect the actual cost of using the product. Less expensive oils may save money initially but can cost more in the end if they compromise performance. The additional benefits offered by a more expensive oil can offset the difference in price. For example, oils that last longer cost less over time, and oils that offer superior anti-wear performance and rust protection can increase equipment life, reducing expensive repairs. High quality motorcycle oil is an inexpensive way to protect an expensive investment.

Wet-Clutch Compatibility (JASO T 904:2006, ISO 24254:2007 limited review)

It has been noted that motorcycle oils must be multi-functional, meeting the needs of both the engine and transmission. An additional concern is in those applications in which the clutch is immersed in the oil occupying the transmission. As the clutch is a frictional device and oils are by design used to minimize friction, concern arises over the impact the oil may have on the operation of the clutch. How an oil performs in a wet-clutch application is, in part, a function of its additive system. An oil should be free of additives such as friction modifiers that can dramatically alter the dynamic and static frictional properties of the clutch and result in clutch plate slippage.

Wet-clutch compatibility is determined using JASO T 904:2006 test methodology, which is a subsection of JASO T 903:2006. Identical test methodology is also found in ISO standard 24254:2007. These procedures determine the frictional characteristics of an oil and allow comparison against a standard. That standard has four categories: JASO MB, MA, MA1, MA2 and ISO L-EMB, L-EMA, L-EMA1 and L-EMA2. Oils falling into the MB (L-EMB) category offer minimal wet-clutch performance, while MA2 (L-EMA2) fluids offer the best performance to help prevent clutch plate slippage.

The scope of this paper did not allow for the evaluation of all oils in this area. As such, results of the oils tested were not included within the overall product summary. Testing revealed the AMSOIL motorcycle oils meet the highest rating of JASO MA2 (L-EMA2), offering superior wet-clutch performance. Motul and Royal Purple meet the JASO MA specification, the minimum standard specified by most motorcycle manufacturers. Although both Maxima and Torco claim to meet the JASO MA specification, testing shows Maxima only qualifies as a JASO MB oil, while Torco does not qualify for a JASO category at all.

Results, Wet-Clutch Compatibility

	Dynamic Friction Index	Static Friction Index	Stop Time Index	JASO Category	JASO Category Advertised	ISO Category
AMSOIL MCF 10W-40	2.03	1.94	1.99	MA2	MA2	L-EMA2
AMSOIL MCV 20W-50	2.07	1.95	1.98	MA2	MA2	L-EMA2
Motul 300V 10W-40	2.07	1.63	1.98	MA	MA	L-EMA
Royal Purple 10W-40	1.54	1.87	1.58	MA	None	L-EMA
Maxima Maxum 4 Ultra 5W-40	1.46	1.28	1.53	MB	MA	L-EMB
Torco T-4SR 10W-40	1.10	0.57	1.08	None	MA	None

Scoring and Summary of Results

Each oil was assigned a score for each test result. The oil with the best test result was assigned a 1. The oil with the second best result was assigned a 2, and so on. Oils demonstrating the same level of performance were assigned the same number. Note that the results of each test have not been weighted to reflect or suggest the degree of significance it represents in a motorcycle application. The degree of significance will vary between individual applications and by consumer perception. As oils must perform a number of tasks, results in all categories were added together to produce an overall total for each oil. The oil with the lowest total is the overall highest performer.

SAE 40 - PRODUCT COMPARISON RESULTS

	AMSOIL MCF	Mobil Racing 4T	Maxima Maxum 4 Ultra	Polaris Victory	Valvoline 4-Stroke	Motul 300 V	Castrol RS R4 4T	Suzuki 4-Cycle Syn Racing	Spectro Platinum SX4	Lucas High Performance	Torco T-4SR	Honda HP 4	Bel Ray EXS Super Bike	Royal Purple Max-Cycle	Pennzoil Motorcycle Oil
Viscosity Index (ASTM D-2270)	8	13	5	15	12	7	3	11	6	2	4	14	1	9	9
Viscosity Shear Stability (% Viscosity Retention after 90 cycles, ASTM D-6278)	1	5	4	6	13	2	3	10	8	14	15	11	7	12	9
High Temperature / High Shear Viscosity (HT/HS ASTM D-4683)	1	7	9	3	4	2	14	6	5	10	7	14	11	11	13
Wear Protection (4-Ball ASTM D-4172)	2	6	4	13	7	5	14	9	12	8	1	11	3	15	10
Gear Performance (FZG ASTM D-5182)	1	1	1	1	1	14	1	1	1	1	13	1	1	1	15
Oxidation Stability (TFOUT ASTM D-4742)	1	1	1	13	9	6	10	12	8	15	7	11	1	1	14
Volatility (NOACK ASTM D-5800)	4	2	7	3	12	5	6	11	1	14	8	9	10	15	13
Acid Neutralization (TBN ASTM D-2896)	3	6	4	11	8	12	5	13	10	1	7	9	15	2	14
Foam Control (ASTM D-892)	1	3	10	1	3	11	3	3	8	13	8	3	15	14	12
Rust Protection (Humidity Cabinet ASTM D-1748)	1	1	1	1	1	1	14	1	14	1	1	1	13	1	1
Pricing	8	11	13	3	2	10	7	3	9	3	15	6	14	12	1

TOTALS

31	56	59	70	72	75	80	80	82	82	86	90	91	93	111
----	----	----	----	----	----	----	----	----	----	----	----	----	----	-----

Ranking

	1	2	3	4	5	6	7	7	9	9	11	12	13	14	15
AMSOIL MCF															
Mobil Racing 4T															
Maxima Maxum 4 Ultra															
Polaris Victory															
Valvoline 4-Stroke															
Motul 300 V															
Castrol RS R4 4T															
Suzuki 4-Cycle Syn Racing															
Spectro Platinum SX4															
Lucas High Performance															
Torco T-4SR															
Honda HP 4															
Bel Ray EXS Super Bike															
Royal Purple Max-Cycle															
Pennzoil Motorcycle Oil															

SAE 50 - PRODUCT COMPARISON RESULTS

	AMSOIL MCV	Mobil 1 V-Twin	Torco V-Series SS	Harley Davidson SYN 3	Spectro Platinum HD	BMW Motor Oil	Maxima 4 Ultra	Royal Purple Max-Cycle	Honda HP 4	Suzuki 4-Cycle V-Twin	Valvoline 4-Stroke	Motul 7100 Ester	Bel-Ray V-Twin	Castrol V-Twin	Harley Davidson HD 360	Lucas High Performance	Pennzoil Motorcycle Oil
Viscosity Index (ASTM D-2270)	7	10	9	6	8	3	2	11	14	14	16	5	1	16	13	3	12
Viscosity Shear Stability (% Viscosity Retention after 90 Cycles, ASTM D-6278)	2	1	4	12	6	8	5	16	9	10	13	3	7	15	17	14	11
High Temperature / High Shear Viscosity (HT/HS ASTM D-4683)	3	2	1	4	6	11	12	5	16	7	10	12	17	14	7	9	14
Wear Protection (4-Ball ASTM D-4172)	2	3	1	5	10	16	4	17	11	13	8	14	7	12	15	9	6
Gear Performance (FZG ASTM D-5182)	1	1	1	1	1	1	1	1	1	1	1	16	1	1	1	16	15
Oxidation Stability (TFOUT ASTM D-4742)	1	1	6	15	7	9	1	1	10	13	11	8	1	12	16	17	14
Volatility (NOACK ASTM D-5800)	1	8	6	11	5	7	12	15	3	13	10	4	14	2	9	16	17
Acid Neutralization (TBN ASTM D-2896)	3	5	6	2	10	4	7	1	14	8	16	13	17	9	15	12	11
Foam Control (ASTM D-892)	1	1	14	1	7	1	11	1	1	10	7	15	16	12	7	17	13
Rust Protection (Humidity Cabinet ASTM D-1748)	1	1	1	1	1	1	13	1	1	1	1	1	13	17	13	1	13
Pricing	8	12	16	10	11	15	14	13	6	4	2	7	17	5	3	8	1

TOTALS

30	45	65	68	72	76	82	82	86	94	95	98	111	115	116	122	127
----	----	----	----	----	----	----	----	----	----	----	----	-----	-----	-----	-----	-----

Ranking

	1	2	3	4	5	6	7	7	9	10	11	12	13	14	15	16	17
AMSOIL MCV	Mobil 1 V-Twin	Torco V-Series SS	Harley Davidson SYN 3	Spectro Platinum HD	BMW Motor Oil	Maxima 4 Ultra	Royal Purple Max-Cycle	Honda HP 4	Suzuki 4-Cycle V-Twin	Valvoline 4-Stroke	Motul 7100 Ester	Bel-Ray V-Twin	Castrol V-Twin	Harley Davidson HD 360	Lucas High Performance	Pennzoil Motorcycle Oil	

Conclusion

The intent of this document is to provide scientific data on the performance of motorcycle oils and information on their intended applications. The document also attempts to dismiss several rumors or mistruths common to motorcycle oils. In doing so, it will assist the reader in making an informed decision when selecting a motorcycle oil.

The tests conducted are intended to measure variables of lubrication critical to motorcycles, with some having much greater value than others. Gear and general anti-wear protection, oxidation stability and rust protection are the most important, with zinc content being among the least important. The results were not weighted based on importance. The value of each test is to be determined by the reader.

The data presented serves as predictors of actual service; the better the score, the better the performance. AMSOIL MCF and MCV demonstrated superior performance, particularly in the most important areas, and each ranked first overall in its respective category. It should be noted that the performance of a given manufacturer's oils was not always consistent between viscosities.

The results suggest a relationship between the cost of an oil and its level of performance. Generally, higher priced oils tend to perform better, although price alone is not a guarantee of performance. Bel-Ray V-Twin was the most costly oil tested, yet many lower priced oils showed better performance. Price must be put into perspective. The cost of oil compared to the cost of a motorcycle is minimal. The cost difference between the average price for motorcycle oils and the most expensive oils is less than \$15 per oil change. If the performance of an oil can support an extended oil change interval, that cost is reduced. The consumer must consider the performance and benefits offered by an oil and how those benefits affect their motorcycle investment to determine the oil's value.

In conclusion, maximum performance and cost effectiveness are obtained when one looks beyond marketing claims and selects a product based on the data that supports it.

Affidavit

I hereby affirm to the best of my knowledge that all of the test results reported in the document entitled "A Study of Motorcycle Specific Oils" prepared for the AMSOIL Power Sports Group in June of 2009 are correct. I further affirm that the test results were obtained following procedures approved by the American Society of Testing and Materials (ASTM) or other recognized organizations as referenced in the paper. Written documentation of test results are on file at AMSOIL INC.

David E. Leitten

David E. Leitten

STATE OF Wisconsin
COUNTY OF Douglas

Subscribed and sworn to before me this 11 day of June 2009.

NOTARY PUBLIC

[SEAL]



Name: Donna E. Mrozik
My commission expires: Feb. 20, 2011

References

1. SAE Viscosity Grades for Engine Oils - SAE J300 Nov 07
2. JASO T 903:2006
3. JASO T 904:2006
4. ISO 24254:2007
5. ASTM Test Methodology Designation: D 892-03
6. ASTM Test Methodology Designation: D 1748-00
7. ASTM Test Methodology Designation: D 2270-04
8. ASTM Test Methodology Designation: D 2896-03
9. ASTM Test Methodology Designation: D 4172-94 (Reapproved 2004)
10. ASTM Test Methodology Designation: D 4742-02a
11. ASTM Test Methodology Designation: D 5182-97 (Reapproved 2002)
12. ASTM Test Methodology Designation: D 5481-04
13. ASTM Test Methodology Designation: D 5800-00a
14. ASTM Test Methodology Designation: D 6278-02

Jeff Fisher
866-292-4700
www.SyntheticOils.us

